

Instructions Scuol

myclimate Audio Adventure on izi.travel

1.

Open the App Store (iPhone) or Play Store (Android) on your smartphone and search for "izi.travel".

2.

Install the free app on your smartphone.

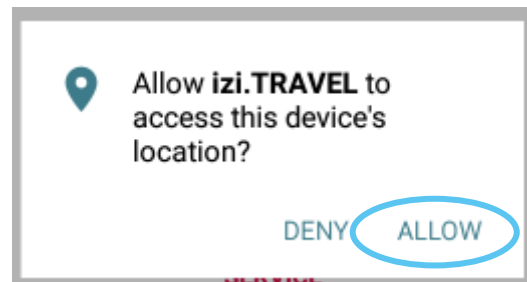


izi. TRAVEL
the storytelling platform

Tip: Use the free WLAN in the Scuol Tourist Information Center.

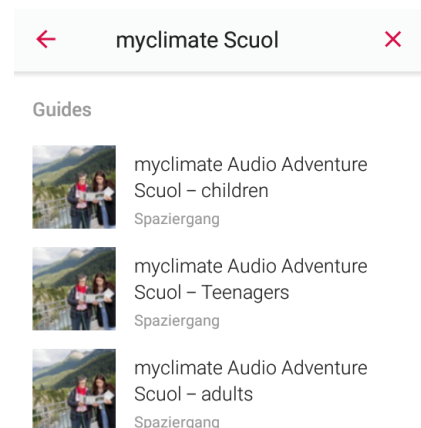
3.

Open the app on your smartphone and allow the app to access your location.



4.

In the app search for "myclimate Scuol" and select the desired story.



5.

Select the desired language.

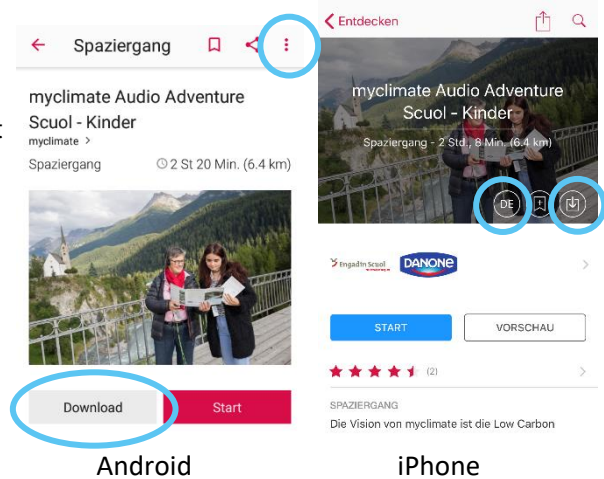
Download the story so that you can listen to it without an Internet connection.

Android:

Select language: three dots in the upper right-hand corner
Download story: click "Download"

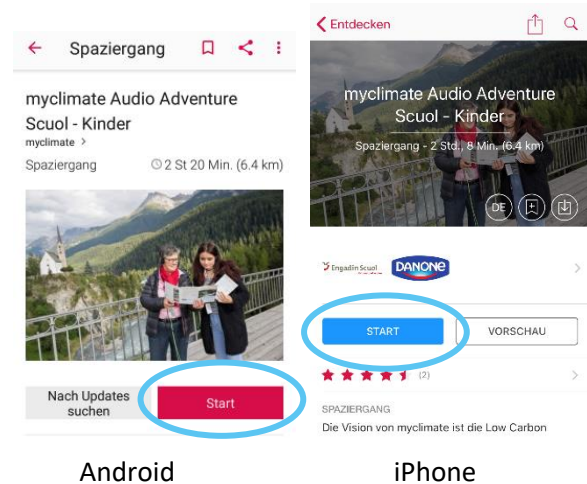
iPhone:

Select language: click the desired language
Download story: select the symbol for "Download"



6.

Now click "Start".



7.

GPS must be activated on your smartphone.

You can now start your hiking tour. The story will start as soon as you reach the vicinity of the first station.

You can also select the stations manually. To do this simply click the desired station.



Myclimate and Engadin Scuol hope you enjoy your Audio Adventure.